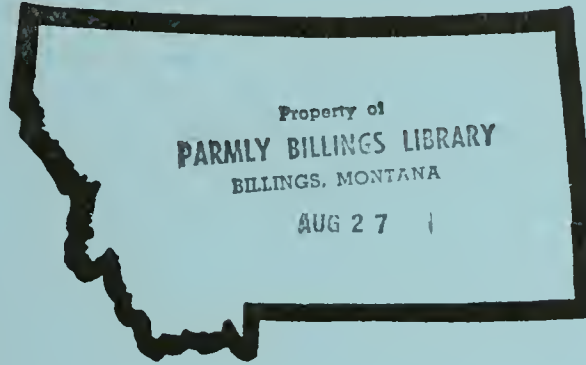


S
361.0021
W85

SHELVED WITH
PERIODICALS

July 1964

MONTANA
DEPARTMENT
OF
PUBLIC WELFARE



STATE DOCUMENTS COLLECTION

FEB 7 1979

MONTANA STATE LIBRARY
930 E Lyndale Ave.
Helena, Montana 59601

*Statistical
Report*

JULY, 1964

VOLUME XXVI

NUMBER 7

360.9786

Montana State Library



3 0864 1004 8185 5

State of Montana
DEPARTMENT OF PUBLIC WELFARE

Helena, Montana

STATISTICAL REPORT

VOL. XXVI.

July 1964

No. 7

* * * * *

STATE BOARD OF PUBLIC WELFARE

JEREMY G. THANE, Missoula
Chairman

H. A. TIBBALS, Saltese

JESS L. ANGSTMAN, Havre
Vice-Chairman

MRS. DAN WILLIAMS, Billings

JOHN A. KNOOP, Sidney

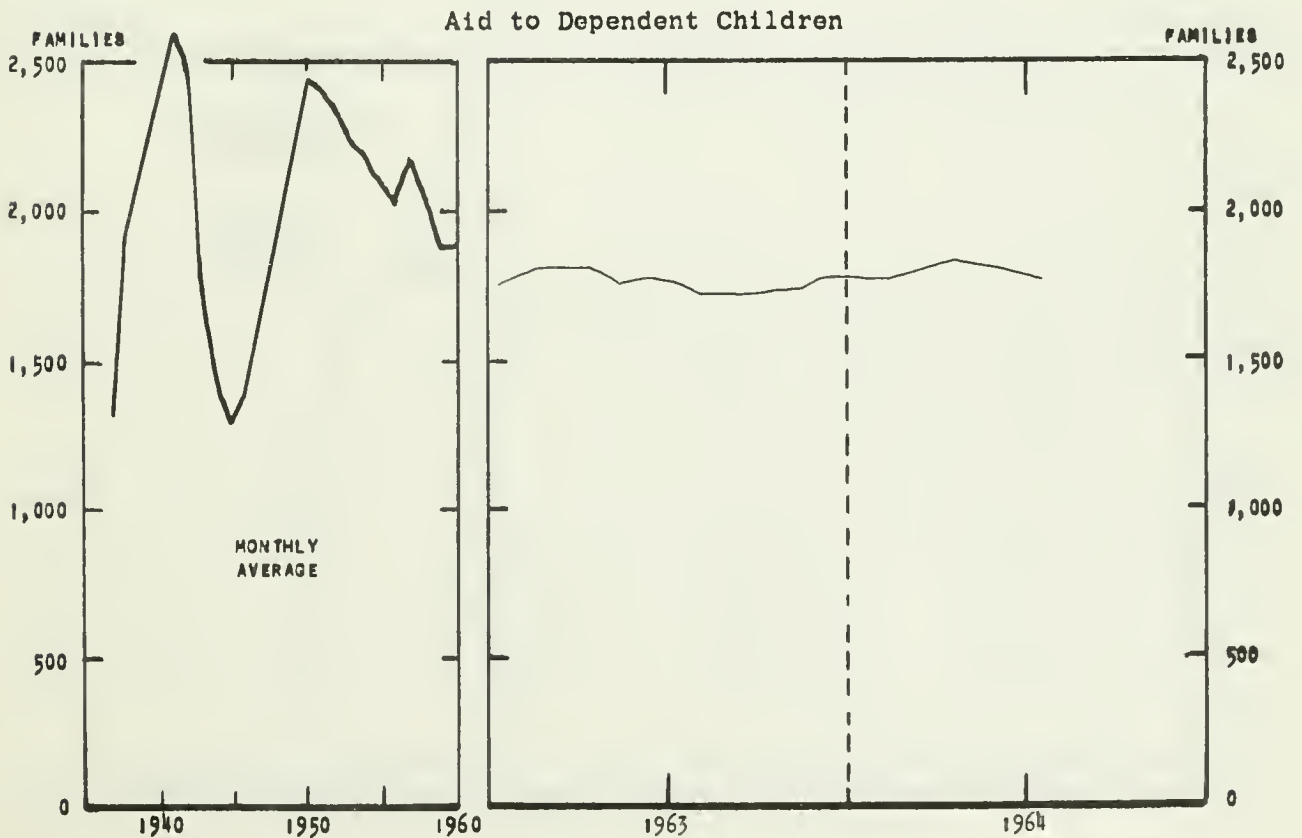
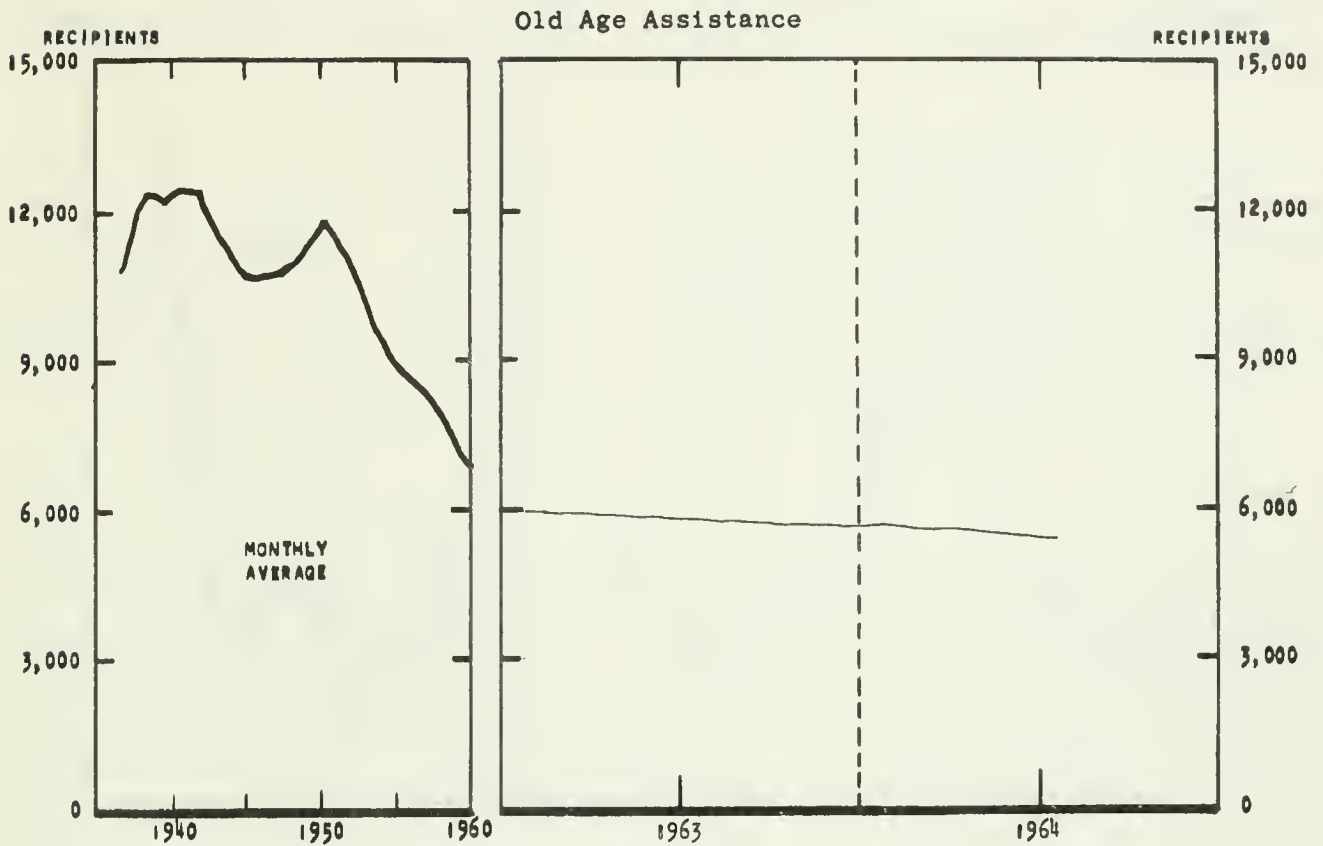
W. J. FOUSE, Administrator
and Secretary to the Board

DIVISION OF FAMILY SERVICES..... V. A. Burr, Director
DIVISION OF CHILD WELFARE..... Joseph H. Roe, Director
DIVISION OF FINANCE..... Thomas L. Connors, Director
DIVISION OF CLAIMS..... Wm. A. Lane, Director
DIVISION OF STATISTICS AND RESEARCH..... Theodore Carkulis, Director

C O N T E N T S

	Page
Charts: Number of recipients of Selected Public Assistance Programs.	1-2
Table I. Summary of Public Assistance and Medical Care Statistics. . .	3
Table II. Applications and Cases Approved for Public Assistance	4
Table III. Number of Public Assistance Cases Closed: Reason for Closing.	5
Table IV. Total Expenditures for Public Assistance and Medical Care.	6
Table V. Old Age Assistance, by County	7
Table VI. Aid to Dependent Children, by County.	8
Table VII. Aid to Needy Blind, by County	9
Table VIII. Aid to Disabled, by County.	10
Table IX. General Assistance, by County	11
Table X. Family and One-Person General Assistance Cases, by County	12
Table XI. Expenditures for General Assistance, Medical Care and Burials.	13
Table XII. Transient Relief, by County	14
Table XIII. Child Welfare Services: Case Turnover.	15
Table XIV. Whereabouts of Children Receiving Child Welfare Services, by County of Service.	16
Table XV. Old Age Assistance: Average Payments to Recipients by State, May 1964.	17

NUMBER OF RECIPIENTS OF PUBLIC ASSISTANCE



NUMBER OF RECIPIENTS OF PUBLIC ASSISTANCE

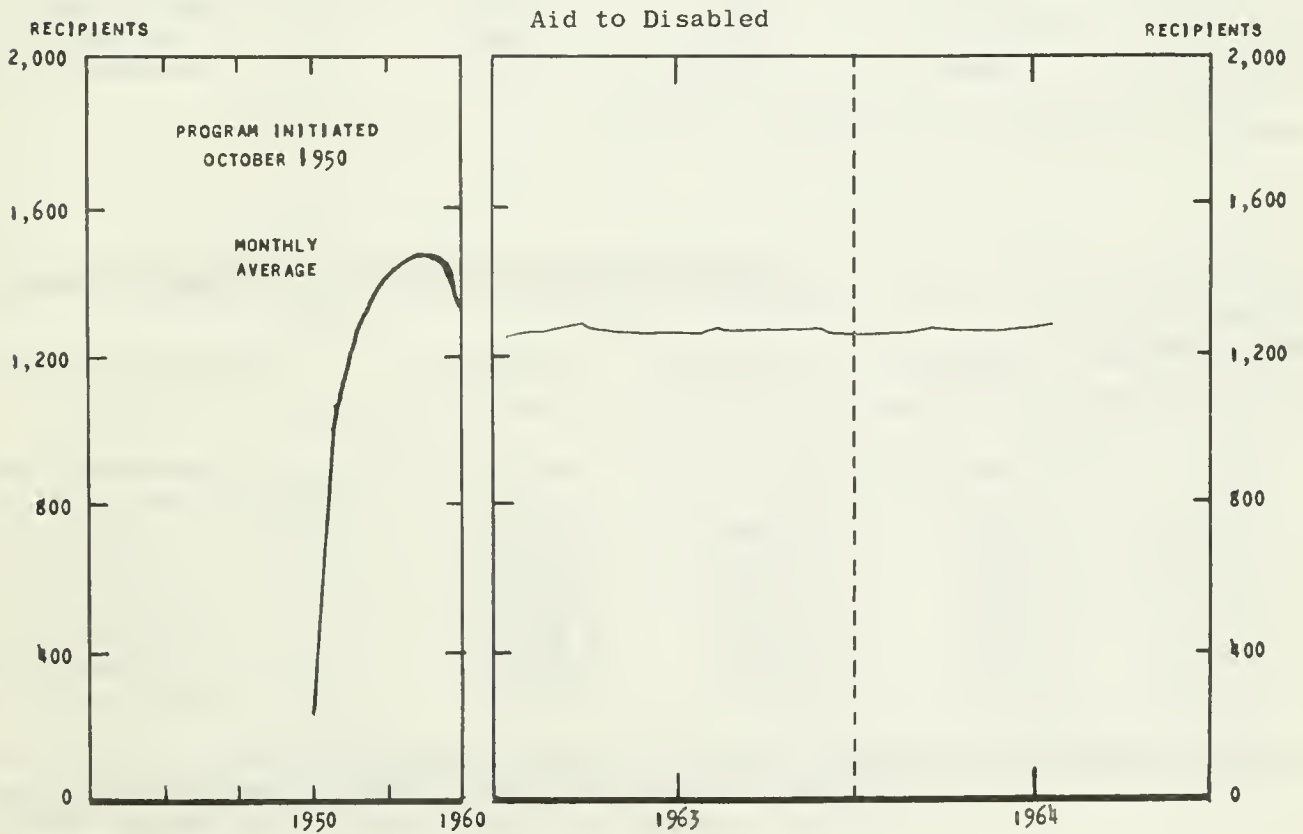
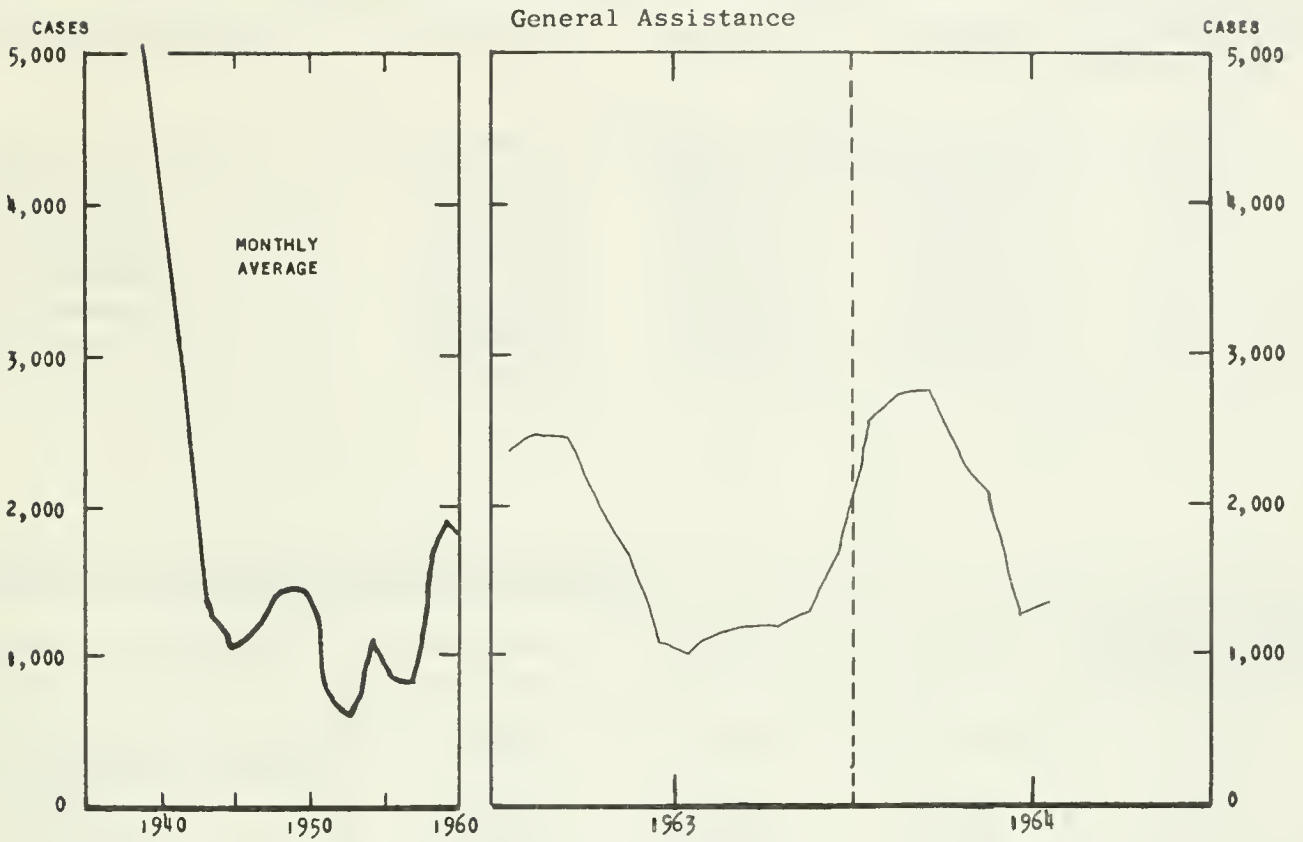


TABLE I. SUMMARY OF PUBLIC ASSISTANCE AND MEDICAL CARE STATISTICS, JULY 1964

A. OBLIGATIONS INCURRED FOR PUBLIC ASSISTANCE AND MEDICAL CARE

Type of assistance	July 1964	June 1964	July 1963	% Increase or decrease from:	
				June 1964	July 1963
All Public Assistance.....	\$1,223,629.70	\$1,178,849.70	\$1,185,070.54	+ 3.8	+ 3.3
Old Age Assistance.....	386,377.00	388,935.00	392,186.00	- 0.7	- 1.5
Aid to Dependent Children.	251,330.00	250,929.00	236,114.00	+ 0.2	+ 6.4
Aid Needy Blind.....	20,514.00	20,383.00	20,862.00	+ 0.6	- 1.7
Aid to Disabled.....	100,718.00	100,393.00	94,552.00	+ 0.3	+ 6.5
General Assistance.....	59,281.84	59,573.03	47,337.74	- 0.5	+ 25.2
Medical Care*.....	396,670.36	351,428.15	386,102.85	+ 12.9	+ 2.7
Burials.....	8,738.50	7,208.52	7,915.95	+ 21.2	+ 10.4

B. NUMBER OF RECIPIENTS OF PUBLIC ASSISTANCE

Type of assistance	July 1964	June 1964	July 1963	% Increase of decrease from:	
				June 1964	July 1963
Old Age Assistance.....	5,399	5,437	5,754	- 0.7	- 6.2
Aid to Dependent Children					
Families.....	1,780	1,792	1,759	- 0.7	+ 1.2
Children.....	5,522	5,499	5,393	+ 0.4	+ 2.4
Eligible Adults.....	1,619	1,628	1,602	- 0.6	+ 1.1
Aid to Needy Blind.....	250	246	273	+ 1.6	- 8.4
Aid to Disabled.....	1,286	1,279	1,252	+ 0.5	+ 2.7
General Assistance.....	1,356	1,276	999	+ 6.3	+ 35.7

C. AVERAGE PAYMENTS TO RECIPIENTS OF PUBLIC ASSISTANCE

Type of assistance	July 1964	June 1964	July 1963	% Increase or decrease from:	
				June 1964	July 1963
Old Age Assistance.....	\$ 71.56	\$ 71.53	\$ 68.16	+ <u>1/</u>	+ 5.0
Aid to Dependent Children					
Per Family.....	141.20	140.03	134.23	+ 0.8	+ 5.2
Per Child.....	45.50	45.63	43.78	- 0.3	+ 3.9
Per Person.....	35.20	35.21	33.75	- <u>1/</u>	+ 4.3
Aid to Needy Blind.....	82.06	82.86	76.42	- 1.0	+ 7.4
Aid to Disabled.....	78.32	78.49	75.52	- 0.2	+ 3.7
General Assistance.....	43.72	46.69	47.39	- 6.4	- 7.7

* Includes physicians services, drugs, and medical supplies, other medical care, hospitalization and nursing home care.

1/ Less than .05%

TABLE II. APPLICATIONS AND CASES APPROVED FOR PUBLIC ASSISTANCE, JULY 1964

A. APPLICATIONS FOR PUBLIC ASSISTANCE

Applications	Number of applications for:				
	Old Age Assistance	Aid to Dependent Children (families)	Aid to Needy Blind	Aid to Disabled	General Assistance
1. Pending from preceding month.....	75	120	13	108	290
2. Received during month.....	77	111	9	56	324
3. Total during month.....	152	231	22	164	614
4. Disposed of during month.....	83	120	8	60	348
a. Approved for assistance.....	60	80	5	43	297
b. Denied or otherwise disposed of.....	23	40	3	17	51
5. Pending at end of month.....	69	111	14	104	266

B. CASES APPROVED FOR PUBLIC ASSISTANCE

Cases	Number of cases approved for:				
	Old Age Assistance	Aid to Dependent Children (families)	Aid to Needy Blind	Aid to Disabled	General Assistance
6. Continued from preceding month.....	5,624	2,166	387	1,671	4,933
7. Added during month.....	60	80	5	43	297
8. Total open during month.....	5,684	2,246	392	1,714	5,230
a. Received assistance.....	5,399	1,780	250	1,286	1,356
1) Children in ADC cases.....	xxxxx	5,522	xxx	xxxxx	xxxxx
2) Eligible adults in ADC cases.....	xxxxx	1,619	xxx	xxxxx	xxxxx
b. Received no assistance.....	285	466	142	428	3,874
9. Closed during month.....	102	105	6	35	338
10. Continued to next month.....	5,582	2,141	386	1,679	4,892

TABLE III. NUMBER OF PUBLIC ASSISTANCE CASES CLOSED AND REASON FOR CLOSING,
JULY 1964

Reason for closing	Number of cases closed					
	OAA	ADC		ANB	APTD	GA
		Fams.	Chil.			
TOTAL.....	102	105	255*	6	35	338
Death.....	71	-	-	4	5	3
Employment of recipient.....	2	xx	xx	-	4	125
Employment of spouse.....	-	xx	xx	-	-	9
Employment of ADC father.....	xx	8	33	xx	xx	xx
Employment of ADC mother.....	xx	13	22	xx	xx	xx
Employment of ADC child.....	xx	1	1	xx	xx	xx
Employment of other person in home.....	1	2	3	-	-	1
Support as a result of absent parent's return....	xx	8	32	xx	xx	xx
Support by remarriage of parent.....	xx	9	30	xx	xx	xx
Support from other person outside home.....	5	3	6	-	-	2
Receipt of Old Age, Survivor's and Disability Insurance.....	2	8	27	-	8	3
Receipt of other Federal benefits or pensions....	-	2	4	-	-	2
Receipt of State or local benefits or pensions...	-	1	2	-	-	4
Other change in income or resources.....	7	4	11	1	5	40
Decreased need for assistance.....	4	-	-	-	1	13
Refusal to comply with agency policy.....	-	4	6	-	-	2
No longer incapacitated.....	-	1	3	-	-	-
Return of ADC parent.....	xx	2	9	xx	xx	xx
No eligible child in home.....	xx	21	29	xx	xx	xx
Admitted to institution.....	3	2	5	-	6	3
Loss of residence.....	3	4	9	-	1	4
Transferred to another assistance program.....	2	-	-	-	4	45
Other reasons.....	2	12	23	1	1	82

* Does not include children removed from active family cases.

TABLE IV. TOTAL EXPENDITURES FOR PUBLIC ASSISTANCE AND MEDICAL CARE BY COUNTY, JULY 1964

County	Total	Old Age Assist- ance	Aid to Dependent Children	Aid to Needy Blind	Aid to Disabled	General Assistance & Medical*
TOTAL....	\$1,223,629.70	386,377.00	251,330.00	20,514.00	100,718.00	464,690.70
Beaverhead.....	12,080.92	4,270.00	1,779.00	-	636.00	5,395.92
Big Horn.....	21,919.93	7,422.00	7,772.00	1,193.00	2,282.00	3,250.93
Blaine.....	28,429.55	6,442.00	11,993.00	331.00	1,636.00	8,027.55
Broadwater.....	3,594.12	1,791.00	661.00	-	422.00	720.12
Carbon.....	14,122.63	7,810.00	1,364.00	115.00	1,901.00	2,932.63
Carter.....	5,634.44	3,213.00	327.00	-	228.00	1,866.44
Cascade.....	183,146.97	34,601.00	41,778.00	2,838.00	15,483.00	88,446.97
Chouteau.....	14,485.24	3,765.00	1,416.00	207.00	559.00	8,538.24
Custer.....	19,311.06	10,305.00	2,436.00	338.00	2,237.00	3,995.06
Daniels.....	6,596.75	2,979.00	805.00	70.00	365.00	2,377.75
Dawson.....	12,185.60	5,431.00	2,183.00	92.00	666.00	3,813.60
Deer Lodge.....	24,969.00	4,686.00	1,773.00	253.00	1,681.00	16,576.00
Fallon.....	5,698.48	2,131.00	859.00	234.00	191.00	2,283.48
Fergus.....	31,487.15	12,848.00	3,118.00	585.00	1,604.00	13,332.15
Flathead.....	46,848.74	21,048.00	9,591.00	803.00	5,722.00	9,684.74
Gallatin.....	16,227.38	8,962.00	463.00	270.00	1,588.00	4,944.38
Garfield.....	5,125.11	774.00	239.00	281.00	79.00	3,752.11
Glacier.....	41,521.53	10,774.00	14,929.00	521.00	2,836.00	12,461.53 ^{1/}
Golden Valley..	1,608.54	921.00	204.00	63.00	56.00	364.54
Granite.....	2,423.64	737.00	484.00	-	148.00	1,054.64
Hill.....	40,262.67	9,165.00	16,545.00	1,296.00	3,293.00	9,963.67
Jefferson.....	6,293.02	3,055.00	-	104.00	683.00	2,451.02
Judith Basin...	4,582.51	2,753.00	313.00	96.00	103.00	1,317.51
Lake.....	32,459.72	11,342.00	10,453.00	482.00	3,461.00	6,721.72
Lewis & Clark..	32,521.52	12,205.00	3,178.00	993.00	2,749.00	13,396.52
Liberty.....	2,671.65	709.00	-	-	345.00	1,617.65
Lincoln.....	18,804.33	6,420.00	5,243.00	89.00	1,518.00	5,534.33
Madison.....	16,796.73	6,461.00	916.00	-	465.00	8,954.73
McCone.....	3,963.25	1,079.00	611.00	120.00	369.00	1,784.25
Meagher.....	3,782.42	2,234.00	348.00	80.00	399.00	721.42
Mineral.....	7,248.00	2,153.00	327.00	-	909.00	3,859.00
Missoula.....	69,531.52	19,797.00	8,235.00	1,604.00	5,439.00	34,455.52
Musselshell....	10,979.84	3,746.00	2,915.00	341.00	1,153.00	2,824.84
Park.....	17,939.75	6,699.00	2,755.00	576.00	2,112.00	5,797.75
Petroleum.....	684.33	528.00	-	-	73.00	83.33
Phillips.....	12,551.87	6,049.00	1,644.00	44.00	324.00	4,490.87
Pondera.....	14,316.16	5,832.00	3,652.00	240.00	1,494.00	3,098.16 ^{2/}
Powder River...	1,650.83	771.00	175.00	81.00	167.00	456.83
Powell.....	9,484.86	3,336.00	583.00	94.00	493.00	4,978.86
Prairie.....	6,639.31	1,887.00	659.00	249.00	642.00	3,232.31
Ravalli.....	20,260.59	12,030.00	1,460.00	295.00	2,209.00	4,266.59
Richland.....	20,180.20	8,445.00	3,468.00	590.00	1,880.00	5,797.20
Roosevelt.....	37,509.99	11,346.00	12,445.00	371.00	3,826.00	9,521.99
Rosebud.....	20,870.74	6,891.00	8,133.00	959.00	1,865.00	3,022.74
Sanders.....	18,346.12	7,481.00	3,640.00	167.00	1,327.00	5,731.12
Sheridan.....	12,326.32	6,271.00	1,991.00	220.00	627.00	3,217.32
Silver Bow.....	126,476.42	26,820.00	13,897.00	1,020.00	7,326.00	77,413.42
Stillwater.....	4,939.18	2,933.00	1,000.00	-	289.00	717.18
Sweet Grass....	5,073.45	2,396.00	805.00	-	647.00	1,225.45
Teton.....	11,873.47	4,325.00	2,435.00	242.00	1,393.00	3,478.47
Toole.....	7,592.11	2,529.00	915.00	108.00	306.00	3,734.11
Treasure.....	1,709.42	788.00	340.00	-	131.00	450.42
Valley.....	26,069.94	6,098.00	4,519.00	540.00	2,782.00	12,130.94
Wheatland.....	5,990.46	2,283.00	749.00	91.00	618.00	2,249.46
Wibaux.....	2,398.45	1,391.00	313.00	-	120.00	574.45
Yellowstone....	91,401.77	27,219.00	32,494.99	1,228.00	8,861.00	21,599.77

* See Table XI for breakdown of expenditures included.
^{1/} Includes \$7,980.00 contributed by Blackfeet Tribal Council.
^{2/} Includes \$556.50 contributed by Blackfeet Tribal Council.

TABLE V. OLD AGE ASSISTANCE, BY COUNTY, JULY 1964, COMPARED WITH SAME MONTH LAST YEAR AND FIVE YEARS AGO

County	July 1964			July 1963		July 1959	
	Number of cases	Amount	Average per case	Number of cases	Average per case	Number of cases	Average per case
TOTAL....	5,399	\$386,377.00	\$71.56	5,754	\$68.16	7,255	\$62.98
Beaverhead.....	67	4,270.00	63.73	69	67.19	126	66.13
Big Horn.....	104	7,422.00	71.37	112	70.60	132	61.21
Blaine.....	89	6,442.00	72.38	85	70.06	137	63.07
Broadwater.....	27	1,791.00	66.33	24	64.17	32	59.09
Carbon.....	116	7,810.00	67.33	126	65.31	184	60.08
Carter.....	37	3,213.00	86.84	38	88.82	63	69.51
Cascade.....	495	34,601.00	69.90	526	65.39	588	63.33
Chouteau.....	51	3,765.00	73.82	53	67.30	59	64.76
Custer.....	143	10,305.00	72.06	140	70.06	183	62.72
Daniels.....	37	2,979.00	80.51	36	78.39	38	63.76
Dawson.....	72	5,431.00	75.43	73	73.73	94	63.65
Deer Lodge.....	69	4,686.00	67.91	77	67.49	91	64.92
Fallon.....	27	2,131.00	78.93	33	73.58	47	73.38
Fergus.....	172	12,848.00	74.70	187	69.03	224	65.43
Flathead.....	295	21,048.00	71.35	337	66.95	392	61.39
Gallatin.....	122	8,962.00	73.46	129	67.09	194	59.95
Garfield.....	9	774.00	86.00	12	75.17	28	67.82
Glacier.....	149	10,774.00	72.31	151	69.52	145	68.86
Golden Valley....	12	921.00	76.75	13	72.08	22	63.45
Granite.....	13	737.00	56.69	20	55.95	36	58.72
Hill.....	129	9,165.00	71.05	138	67.80	152	61.31
Jefferson.....	42	3,055.00	72.74	42	72.52	47	72.64
Judith Basin.....	41	2,753.00	67.15	42	66.71	62	66.42
Lake.....	169	11,342.00	67.11	192	64.35	209	60.05
Lewis & Clark....	172	12,205.00	70.96	191	65.30	236	60.34
Liberty.....	7	709.00	101.29	7	94.29	10	77.80
Lincoln.....	99	6,420.00	64.85	103	63.08	150	56.37
Madison.....	93	6,461.00	69.47	92	64.86	136	60.68
McCone.....	14	1,079.00	77.07	17	69.06	32	58.28
Meagher.....	34	2,234.00	65.71	43	62.88	55	68.18
Mineral.....	29	2,153.00	74.24	28	71.00	46	62.17
Missoula.....	278	19,797.00	71.21	286	67.24	358	59.86
Musselshell.....	56	3,746.00	66.89	53	67.75	85	59.46
Park.....	105	6,599.00	63.80	104	64.64	149	59.58
Petroleum.....	6	528.00	88.00	8	73.12	12	62.58
Phillips.....	83	6,049.00	72.88	87	71.06	108	62.22
Pondera.....	74	5,832.00	78.81	75	74.03	69	68.70
Powder River.....	10	771.00	77.10	17	68.06	26	60.69
Powell.....	53	3,336.00	62.94	57	64.39	81	67.57
Prairie.....	28	1,887.00	67.39	33	61.85	41	63.44
Ravalli.....	164	12,030.00	73.35	191	73.18	242	65.80
Richland.....	117	8,445.00	72.18	120	67.08	143	62.48
Roosevelt.....	153	11,346.00	74.16	150	71.23	138	60.65
Rosebud.....	89	6,891.00	77.43	101	70.62	114	63.19
Sanders.....	102	7,481.00	73.34	107	70.44	150	61.96
Sheridan.....	72	6,271.00	87.10	79	77.03	82	70.65
Silver Bow.....	377	26,820.00	71.14	400	67.72	539	63.02
Stillwater.....	40	2,933.00	73.32	44	68.00	66	65.02
Sweet Grass.....	36	2,396.00	66.56	44	63.34	59	60.39
Teton.....	62	4,325.00	69.76	63	69.17	71	67.83
Toole.....	35	2,529.00	72.26	41	65.39	51	62.76
Treasure.....	10	788.00	78.80	10	74.60	18	73.28
Valley.....	82	6,098.00	74.37	89	70.10	121	66.38
Wheatland.....	32	2,283.00	71.34	34	66.68	50	60.70
Wibaux.....	21	1,391.00	66.24	22	63.27	26	59.81
Yellowstone.....	379	27,219.00	71.82	403	68.46	506	64.01

TABLE VI. AID TO DEPENDENT CHILDREN, BY COUNTY, JULY 1964, COMPARED WITH SAME MONTH LAST YEAR AND FIVE YEARS AGO

County	July 1964				July 1963			July 1959		
	No. of cases		Amount	Av. per fam-ily	No. of cases		Av. per fam-ily	No. of cases		Av. per fam-ily
	Fam-ilies	Chil-dren			Fam-ilies	Chil-dren		Fam-ilies	Chil-dren	
TOTAL.....	1,780	5,522	\$251,330.00	\$141.20	1,759	5,393	\$134.23	1,846	5,311	\$123.22
Beaverhead.....	11	36	1,779.00	161.73	10	41	192.30	7	21	108.86
Big Horn.....	68	197	7,772.00	114.29	64	171	110.50	99	276	114.49
Blaine.....	99	301	11,993.00	121.14	101	319	133.39	110	356	131.59
Broadwater.....	4	15	661.00	165.25	2	5	118.00	1	1	43.00
Carbon.....	12	32	1,364.00	113.67	14	41	141.14	23	44	98.74
Carter.....	2	4	327.00	163.50	2	11	168.50	5	19	117.60
Cascade.....	265	813	41,778.00	157.65	235	703	145.79	220	590	136.23
Chouteau.....	13	42	1,416.00	108.92	11	33	108.27	8	24	116.25
Custer.....	14	57	2,436.00	174.00	19	60	127.68	29	79	121.28
Daniels.....	5	17	805.00	161.00	4	14	155.25	3	7	126.67
Dawson.....	14	48	2,183.00	155.93	17	57	140.35	18	48	127.83
Deer Lodge.....	16	49	1,773.00	110.81	17	58	138.82	19	50	118.16
Fallon.....	6	21	859.00	143.17	6	18	99.00	6	19	132.50
Fergus.....	25	71	3,118.00	124.72	23	69	110.09	25	70	121.16
Flathead.....	65	181	9,591.00	147.55	67	197	143.30	74	214	127.27
Gallatin.....	3	14	463.00	154.33	2	3	64.00	25	58	100.36
Garfield.....	1	6	239.00	239.00	1	6	265.00	1	3	184.00
Glacier.....	102	333	14,929.00	146.36	101	326	130.28	122	371	126.84
Golden Valley...	3	4	204.00	68.00	4	10	94.50	3	11	58.00
Granite.....	3	10	484.00	161.33	3	13	105.33	3	9	139.67
Hill.....	123	371	16,545.00	134.51	132	395	127.38	90	283	115.58
Jefferson.....	-	-	-	-	-	-	-	3	6	121.67
Judith Basin....	2	7	313.00	156.50	3	9	133.33	3	6	88.33
Lake.....	77	244	10,453.00	135.75	67	210	137.76	46	141	137.46
Lewis & Clark...	19	78	3,178.00	167.26	21	83	145.14	36	122	141.17
Liberty.....	-	-	-	-	-	-	-	-	-	-
Lincoln.....	42	90	5,243.00	124.83	39	92	130.74	26	64	115.85
Madison.....	8	26	916.00	114.50	4	20	164.75	6	13	76.00
McCone.....	3	11	611.00	203.67	2	5	167.50	8	31	177.25
Meagher.....	3	6	348.00	116.00	5	13	137.00	5	14	101.00
Mineral.....	4	13	327.00	81.75	5	16	93.20	8	25	124.38
Missoula.....	60	160	8,235.00	137.25	46	125	135.74	61	158	120.61
Musselshell.....	17	67	2,915.00	171.47	19	80	155.53	15	44	94.80
Park.....	23	67	2,755.00	119.78	22	58	113.86	16	46	119.06
Petroleum.....	-	-	-	-	-	-	-	1	2	73.00
Phillips.....	10	33	1,644.00	164.40	9	32	161.22	10	20	66.80
Pondera.....	31	94	3,652.00	117.81	30	81	110.37	28	78	101.86
Powder River....	2	3	175.00	87.50	3	5	89.00	-	-	-
Powell.....	4	14	583.00	145.75	3	8	100.00	10	28	116.00
Prairie.....	4	17	659.00	164.75	2	12	168.00	6	28	130.50
Ravalli.....	12	49	1,460.00	121.67	16	46	123.75	28	68	90.68
Richland.....	29	79	3,468.00	119.59	37	92	125.35	32	83	108.12
Roosevelt.....	94	319	12,445.00	132.39	100	315	122.55	97	336	114.99
Rosebud.....	75	201	8,133.00	108.44	78	192	99.59	59	150	96.85
Sanders.....	25	67	3,640.00	145.60	27	70	129.37	30	65	93.97
Sheridan.....	15	48	1,991.00	132.73	17	62	155.88	15	44	147.53
Silver Bow.....	82	296	13,897.00	169.48	69	269	176.29	122	377	147.60
Stillwater.....	7	20	1,000.00	142.86	7	19	123.86	10	24	88.50
Sweet Grass....	5	13	805.00	161.00	4	8	126.50	6	16	156.50
Teton.....	16	44	2,435.00	152.19	18	41	129.22	14	32	109.43
Toole.....	6	18	915.00	152.50	4	15	164.00	7	18	105.86
Treasure.....	4	10	340.00	85.00	4	12	113.00	6	14	112.50
Valley.....	30	107	4,519.00	150.63	37	108	117.16	40	119	101.68
Wheatland.....	7	10	749.00	107.00	3	8	117.00	4	18	120.50
Wibaux.....	4	8	313.00	78.25	6	16	100.00	8	27	105.38
Yellowstone....	206	681	32,494.00	157.74	217	721	146.24	189	541	135.12

TABLE VII. AID TO NEEDY BLIND, BY COUNTY, JULY 1964, COMPARED WITH SAME MONTH LAST YEAR AND FIVE YEARS AGO

County	July 1964			July 1963		July 1959	
	Number of cases	Amount	Average per case	Number of cases	Average per case	Number of cases	Average per case
TOTAL.....	250	\$20,514.00	\$82.06	273	\$76.42	356	\$69.88
Beaverhead.....	-	-	-	1	60.00	1	82.00
Big Horn.....	14	1,193.00	85.21	17	84.12	6	79.33
Blaine.....	5	331.00	66.20	5	77.80	-	-
Broadwater.....	-	-	-	-	-	-	-
Carbon.....	2	115.00	57.50	2	57.50	4	62.50
Carter.....	-	-	-	1	44.00	1	99.00
Cascade.....	30	2,838.00	94.60	29	79.97	47	78.72
Chouteau.....	3	207.00	69.00	2	92.00	3	69.67
Custer.....	5	338.00	67.60	3	96.67	9	67.11
Daniels.....	2	70.00	35.00	2	35.00	2	32.00
Dawson.....	1	92.00	92.00	2	97.50	1	95.00
Deer Lodge.....	2	253.00	126.50	2	111.00	2	93.00
Fallon.....	2	234.00	117.00	2	85.50	3	88.67
Fergus.....	7	585.00	83.57	5	74.60	15	68.53
Flathead.....	9	803.00	89.22	11	70.18	22	64.05
Gallatin.....	3	270.00	90.00	4	92.50	8	73.62
Garfield.....	3	281.00	93.67	2	88.50	-	-
Glacier.....	7	521.00	74.43	7	72.43	11	63.64
Golden Valley....	1	63.00	63.00	1	63.00	-	-
Granite.....	-	-	-	-	-	-	-
Hill.....	15	1,296.00	86.40	15	77.53	14	72.86
Jefferson.....	1	104.00	104.00	1	101.00	-	-
Judith Basin....	1	96.00	96.00	1	90.00	2	64.50
Lake.....	7	482.00	68.86	10	65.70	16	62.12
Lewis & Clark....	12	993.00	82.75	13	81.00	10	78.80
Liberty.....	-	-	-	-	-	-	-
Lincoln.....	1	89.00	89.00	1	89.00	2	68.00
Madison.....	-	-	-	1	100.00	3	76.67
McCone.....	1	120.00	120.00	1	100.00	1	79.00
Meagher.....	1	80.00	80.00	1	60.00	-	-
Mineral.....	-	-	-	-	-	-	-
Missoula.....	18	1,604.00	89.11	18	81.33	21	63.57
Musselshell.....	5	341.00	68.20	5	63.40	8	71.00
Park.....	8	576.00	72.00	8	66.25	9	71.11
Petroleum.....	-	-	-	-	-	1	53.00
Phillips.....	1	44.00	44.00	1	16.00	2	48.00
Pondera.....	2	240.00	120.00	3	90.33	5	70.00
Powder River....	1	81.00	81.00	1	81.00	-	-
Powell.....	2	94.00	47.00	1	29.00	4	57.50
Priair.....	3	249.00	83.00	3	56.00	5	46.40
Ravalli.....	4	295.00	73.75	4	105.75	9	79.78
Richland.....	8	590.00	73.75	8	68.38	12	66.83
Roosevelt.....	5	371.00	74.20	10	78.50	14	70.57
Rosebud.....	13	959.00	73.77	16	75.31	6	64.50
Sanders.....	2	167.00	83.50	2	65.50	2	66.50
Sheridan.....	3	220.00	73.33	2	67.50	2	66.50
Silver Bow.....	14	1,020.00	72.86	19	63.95	27	66.07
Stillwater.....	-	-	-	2	41.00	4	56.50
Sweet Grass.....	-	-	-	-	-	3	72.33
Teton.....	3	242.00	80.67	2	61.00	2	36.00
Toole.....	2	108.00	54.00	2	54.00	3	48.33
Treasure.....	-	-	-	-	-	1	79.00
Valley.....	6	540.00	90.00	6	86.83	7	86.29
Wheatland.....	1	91.00	91.00	1	88.00	3	77.33
Wibaux.....	-	-	-	-	-	1	57.00
Yellowstone.....	14	1,228.00	87.71	17	85.88	22	75.64

TABLE VIII. AID TO DISABLED, BY COUNTY, JULY 1964, COMPARED WITH SAME MONTH LAST YEAR AND FIVE YEARS AGO

County	July 1964			July 1963		July 1959	
	Number of cases	Amount	Average per case	Number of cases	Average per case	Number of cases	Average per case
TOTAL.....	1,286	\$100,718.00	\$78.32	1,252	\$75.52	1,429	\$70.25
Beaverhead.....	8	636.00	79.50	7	78.29	11	74.09
Big Horn.....	37	2,282.00	61.68	34	61.79	31	69.58
Blaine.....	22	1,636.00	74.36	26	75.85	32	64.06
Broadwater.....	5	422.00	84.40	5	100.60	5	60.40
Carbon.....	26	1,901.00	73.12	26	74.46	44	62.73
Carter.....	4	228.00	57.00	5	58.60	4	76.75
Cascade.....	186	15,483.00	83.24	155	80.74	171	77.94
Chouteau.....	8	559.00	69.88	10	76.70	11	68.91
Custer.....	28	2,237.00	79.89	26	78.27	31	62.45
Daniels.....	5	365.00	73.00	5	66.60	8	85.62
Dawson.....	8	666.00	83.25	9	77.00	10	67.00
Deer Lodge.....	19	1,681.00	88.47	21	80.00	35	70.69
Fallon.....	4	191.00	47.75	2	66.50	6	65.33
Fergus.....	21	1,604.00	76.38	21	71.67	33	74.97
Flathead.....	64	5,722.00	89.41	57	81.19	69	72.99
Gallatin.....	20	1,588.00	79.40	21	83.14	36	60.97
Garfield.....	2	79.00	39.50	2	39.50	3	48.00
Glacier.....	36	2,836.00	78.78	38	76.05	34	64.68
Golden Valley.....	1	56.00	56.00	4	60.00	-	-
Granite.....	2	148.00	74.00	2	74.00	4	76.75
Hill.....	46	3,293.00	71.59	45	71.38	27	60.04
Jefferson.....	8	683.00	85.38	11	69.55	3	68.67
Judith Basin.....	2	103.00	51.50	2	41.50	4	59.00
Lake.....	42	3,461.00	82.40	45	82.44	32	72.47
Lewis & Clark.....	33	2,749.00	83.30	38	73.63	40	67.65
Liberty.....	3	345.00	115.00	2	105.50	2	78.50
Lincoln.....	19	1,518.00	79.89	21	80.38	13	72.08
Madison.....	5	465.00	93.00	4	80.75	11	64.91
McCone.....	5	369.00	73.80	5	65.20	2	62.00
Meagher.....	5	399.00	79.80	6	78.83	10	78.10
Mineral.....	10	909.00	90.90	8	82.25	2	77.00
Missoula.....	75	5,439.00	72.52	66	67.86	53	63.11
Musselshell.....	18	1,153.00	64.06	16	57.81	19	65.58
Park.....	27	2,112.00	78.22	31	71.39	32	71.03
Petroleum.....	1	73.00	73.00	1	73.00	-	-
Phillips.....	5	324.00	64.80	8	65.50	7	80.00
Pondera.....	23	1,494.00	64.96	23	68.30	17	59.88
Powder River.....	4	167.00	41.75	3	35.33	-	-
Powell.....	5	493.00	98.60	5	75.40	8	76.62
Prairie.....	9	642.00	71.33	9	64.44	7	65.57
Ravalli.....	29	2,209.00	76.17	22	71.32	37	72.78
Richland.....	27	1,880.00	69.63	31	70.35	23	66.57
Roosevelt.....	43	3,826.00	88.98	38	83.50	34	71.24
Rosebud.....	25	1,865.00	74.60	27	76.85	16	63.56
Sanders.....	18	1,327.00	73.72	19	71.74	29	71.83
Sheridan.....	8	627.00	78.38	8	71.50	10	79.90
Silver Bow.....	90	7,326.00	81.40	87	82.51	186	70.10
Stillwater.....	4	289.00	72.25	6	70.50	7	73.86
Sweet Grass.....	8	647.00	80.88	10	86.70	9	60.22
Teton.....	16	1,393.00	87.06	13	82.00	23	64.57
Toole.....	4	306.00	76.50	5	56.60	9	65.56
Treasure.....	2	131.00	65.50	2	46.50	-	-
Valley.....	38	2,782.00	73.21	34	69.47	26	74.08
Wheatland.....	7	618.00	88.29	7	89.14	8	74.12
Wibaux.....	2	120.00	60.00	2	50.50	2	68.00
Yellowstone.....	114	8,861.00	77.73	116	75.72	143	73.82

TABLE IX. GENERAL ASSISTANCE, BY COUNTY, JULY 1964, COMPARED WITH SAME MONTH LAST YEAR AND FIVE YEARS AGO

County	July 1964			July 1963		July 1959	
	Number of cases	Amount	Average per case	Number of cases	Average per case	Number of cases	Average per case
TOTAL.....	1,356	\$59,281.84	\$43.72	999	\$47.39	1,084	\$42.71
Beaverhead.....	6	150.21	25.04	11	42.32	4	177.26
Big Horn.....	2	6.50	3.25	6	40.62	-	-
Blaine.....	11	573.18	52.11	4	44.88	5	41.79
Broadwater.....	1	23.00	23.00	1	50.00	3	20.60
Carbon.....	4	111.50	27.88	6	53.09	7	23.95
Carter.....	-	-	-	1	29.80	1	18.00
Cascade.....	151	8,495.11	56.26	148	57.49	104	50.41
Chouteau.....	1	25.00	25.00	2	19.88	2	47.75
Custer.....	4	98.55	24.64	-	-	9	11.06
Daniels.....	1	67.00	67.00	2	39.14	-	-
Dawson.....	12	434.54	36.21	19	36.65	7	54.28
Deer Lodge.....	34	1,981.20	58.27	17	62.76	13	36.57
Fallon.....	3	59.66	19.89	2	60.00	3	46.50
Fergus.....	19	616.88	32.47	11	63.72	8	52.48
Flathead.....	36	1,736.81	48.24	22	39.17	24	48.22
Gallatin.....	22	247.10	11.23	29	8.64	8	16.88
Garfield.....	-	-	-	-	-	-	-
Glacier.....	351	8,471.41 ^{1/}	24.14	71	42.39	96	18.68
Golden Valley....	1	56.14	56.14	1	56.50	-	-
Granite.....	1	59.10	59.10	3	90.53	3	120.59
Hill.....	24	687.85	28.66	21	42.89	8	28.38
Jefferson.....	2	10.00	5.00	4	12.40	1	5.00
Judith Basin....	1	60.00	60.00	-	-	1	33.00
Lake.....	31	1,718.14	55.42	31	27.34	16	37.44
Lewis & Clark....	36	578.96	16.08	47	24.97	39	17.39
Liberty.....	1	5.00	5.00	2	22.50	1	5.00
Lincoln.....	35	1,474.88	42.14	25	33.86	12	37.25
Madison.....	5	350.12	70.02	4	72.18	4	52.10
McCone.....	-	-	-	-	-	-	-
Meagher.....	4	73.35	18.34	3	31.28	2	5.00
Mineral.....	4	290.00	72.50	4	49.00	2	10.50
Missoula.....	100	5,265.35	52.65	36	26.56	30	29.87
Musselshell.....	12	736.64	61.39	16	45.70	9	37.72
Park.....	18	638.36	35.46	21	36.75	12	33.88
Petroleum.....	1	40.00	40.00	-	-	-	-
Phillips.....	1	67.01 ^{2/}	67.01	1	40.00	4	16.25
Pondera.....	23	873.66 ^{2/}	37.99	21	43.22	73	10.28
Powder River....	1	46.36	46.36	-	-	-	-
Powell.....	9	310.50	34.50	7	66.34	4	34.30
Prairie.....	4	20.00	5.00	-	-	4	9.88
Ravalli.....	8	434.03	54.25	10	39.85	7	28.00
Richland.....	4	94.14	23.54	10	32.58	7	10.74
Roosevelt.....	9	103.95	11.55	3	10.00	6	31.17
Rosebud.....	5	234.90	46.98	5	35.06	4	41.20
Sanders.....	17	499.67	29.39	18	38.71	9	34.49
Sheridan.....	4	268.79	67.20	5	44.39	12	44.00
Silver Bow.....	212	15,487.90	73.06	206	66.88	411	59.89
Stillwater.....	1	17.25	17.25	4	15.61	3	40.53
Sweet Grass.....	-	-	-	2	89.20	1	65.62
Teton.....	9	360.22	40.02	2	28.50	4	44.25
Toole.....	6	366.34	61.06	5	54.98	4	42.00
Treasure.....	-	-	-	-	-	1	84.93
Valley.....	5	240.59	48.12	16	45.67	5	59.13
Wheatland.....	1	98.90	98.90	1	10.03	1	9.75
Wibaux.....	1	112.50	112.50	-	-	2	12.84
Yellowstone.....	102	4,503.59	44.15	113	45.47	88	33.39

1/ Includes \$7,980.00 contributed by Blackfeet Tribal Council.

2/ Includes \$556.50 contributed by Blackfeet Tribal Council.

TABLE Y. ANALYSIS OF GENERAL ASSISTANCE, BY FAMILY AND ONE-PERSON CASES,
BY COUNTY, JULY 1964

County	Cases receiving General Assistance				Obligations incurred for:		
	Total number of cases	Family cases Number	Pers. in family cases	No. of one-person cases	Total	Family cases	One-person cases
TOTAL.....	1,356	898	3,645	458	\$59,281.84	\$46,218.38	\$13,063.46
Beaverhead.....	6	1	6	5	150.21	60.00	90.21
Big Horn.....	2	-	-	2	6.50	-	6.50
Blaine.....	11	8	39	3	573.18	477.78	95.40
Broadwater.....	1	1	4	-	23.00	23.00	-
Carbon.....	4	-	-	4	111.50	-	111.50
Carter.....	-	-	-	-	-	-	-
Cascade.....	151	106	460	45	8,495.11	6,976.15	1,518.96
Chouteau.....	1	1	7	-	25.00	25.00	-
Custer.....	4	4	18	-	98.55	98.55	-
Daniels.....	1	-	-	1	67.00	-	67.00
Dawson.....	12	10	35	2	434.54	408.54	26.00
Deer Lodge.....	34	25	125	9	1,981.20	1,656.58	324.62
Fallon.....	3	2	14	1	59.66	42.16	17.50
Fergus.....	19	14	60	5	616.88	495.72	121.16
Flathead.....	36	29	136	7	1,736.81	1,485.92	250.89
Gallatin.....	22	2	9	20	247.10	114.10	133.00
Garfield.....	-	-	-	-	-	-	-
Glacier.....	351	277	1,010	74	8,471.41 ^{1/2}	7,641.73	829.68
Golden Valley.....	1	-	-	1	56.14	-	56.14
Granite.....	1	1	2	-	59.10	59.10	-
Hill.....	24	13	44	11	687.85	369.46	318.39
Jefferson.....	2	-	-	2	10.00	-	10.00
Judith Basin.....	1	1	3	-	60.00	60.00	-
Lake.....	31	24	103	7	1,718.14	1,517.94	200.20
Lewis & Clark.....	36	6	20	30	578.96	262.16	316.80
Liberty.....	1	-	-	1	5.00	-	5.00
Lincoln.....	35	22	119	13	1,474.88	1,057.45	417.43
Madison.....	5	4	18	1	350.12	333.62	16.50
McCone.....	-	-	-	-	-	-	-
Meagher.....	4	1	7	3	73.35	21.93	51.42
Mineral.....	4	3	11	1	290.00	285.00	5.00
Missoula.....	100	67	257	33	5,265.35	4,166.64	1,098.71
Musselshell.....	12	5	23	7	736.64	387.85	348.79
Park.....	18	14	70	4	638.36	563.66	74.70
Petroleum.....	1	-	-	1	40.00	-	40.00
Phillips.....	1	1	6	-	67.01 ^{2/2}	67.01	-
Pondera.....	23	18	82	5	873.66 ^{2/2}	715.84	157.82
Powder River.....	1	1	8	-	46.36	46.36	-
Powell.....	9	4	12	5	310.50	168.61	141.89
Prairie.....	4	-	-	4	20.00	-	20.00
Ravalli.....	8	6	22	2	434.03	379.82	54.21
Richland.....	4	3	11	1	94.14	51.64	42.50
Roosevelt.....	9	6	19	3	103.95	70.95	33.00
Rosebud.....	5	2	4	3	234.90	118.90	116.00
Sanders.....	17	9	43	8	499.67	336.67	163.00
Sheridan.....	4	3	13	1	268.79	186.79	82.00
Silver Bow.....	212	140	578	72	15,487.90	11,877.19	3,610.71
Stillwater.....	1	-	-	1	17.25	-	17.25
Sweet Grass.....	-	-	-	-	-	-	-
Teton.....	9	8	25	1	360.22	326.28	33.94
Toole.....	6	6	29	-	366.34	366.34	-
Treasure.....	-	-	-	-	-	-	-
Valley.....	5	4	16	1	240.59	231.84	8.75
Wheatland.....	1	1	2	-	98.90	98.90	-
Wibaux.....	1	1	5	-	112.50	112.50	-
Yellowstone.....	102	44	170	58	4,503.59	2,472.70	2,030.89

1/ Includes \$7,980.00 contributed by Blackfeet Tribal Council.

2/ Includes \$556.50 contributed by Blackfeet Tribal Council.

TABLE XI. EXPENDITURES FOR GENERAL ASSISTANCE MEDICAL CARE, AND BURIALS BY COUNTY, JULY 1964

County	Expenditures from county poor funds for			
	Total	General Assistance	Medical Care*	Burials
TOTAL.....	\$464,690.70	\$59,281.84	\$396,670.36	\$8,738.50
Beaverhead.....	5,395.92	150.21	5,245.71	-
Big Horn.....	3,250.93	5.50	2,931.93	312.50
Blaine.....	8,027.55	573.18	7,129.37	325.00
Broadwater.....	720.12	23.00	697.12	-
Carbon.....	2,932.63	111.50	2,571.13	250.00
Carter.....	1,866.44	-	1,566.44	300.00
Cascade.....	88,446.97	8,495.11	77,506.86	2,445.00
Chouteau.....	8,538.24	25.00	8,513.24	-
Custer.....	3,995.06	98.55	3,896.51	-
Daniels.....	2,377.75	67.00	2,310.75	-
Dawson.....	3,813.60	434.54	3,379.06	-
Deer Lodge.....	16,576.00	1,981.20	14,594.80	-
Fallon.....	2,283.48	59.66	2,223.82	-
Fergus.....	13,332.15	616.88	12,715.27	-
Flathead.....	9,684.74	1,736.81	7,627.93	320.00
Gallatin.....	4,944.38	247.10	4,697.28	-
Garfield.....	3,752.11	-	3,752.11	-
Glacier.....	12,451.53	8,471.41 ^{1/}	3,990.12	-
Golden Valley.....	364.54	56.14	308.40	-
Granite.....	1,054.64	59.10	995.54	-
Hill.....	9,963.67	687.85	9,275.82	-
Jefferson.....	2,451.02	10.00	2,441.02	-
Judith Basin.....	1,317.51	60.00	1,257.51	-
Lake.....	6,721.72	1,718.14	5,003.58	-
Lewis & Clark.....	13,396.52	578.96	11,988.06	829.50
Liberty.....	1,617.65	5.00	1,612.65	-
Lincoln.....	5,534.33	1,474.88	4,059.45	-
Madison.....	8,954.73	350.12	8,304.61	300.00
McCone.....	1,784.25	-	1,784.25	-
Meagher.....	721.42	73.35	648.07	-
Mineral.....	3,859.00	290.00	3,569.00	-
Missoula.....	34,456.52	5,265.35	29,049.67	141.50
Musselshell.....	2,824.84	736.64	2,088.20	-
Park.....	5,797.75	538.36	4,759.39	400.00
Petroleum.....	83.33	40.00	43.33	-
Phillips.....	4,490.87	67.01 ^{2/}	4,193.86	230.00
Pondera.....	3,098.16	873.66 ^{2/}	2,224.50	-
Powder River.....	456.83	46.36	410.47	-
Powell.....	4,978.86	310.50	4,668.36	-
Prairie.....	3,232.31	20.00	3,212.31	-
Ravalli.....	4,266.59	434.03	3,447.56	385.00
Richland.....	5,797.20	94.14	5,703.06	-
Roosevelt.....	9,521.99	103.95	9,418.04	-
Rosebud.....	3,022.74	234.90	2,537.84	250.00
Sanders.....	5,731.12	499.67	5,231.45	-
Sheridan.....	3,217.32	268.79	2,948.53	-
Silver Bow.....	77,413.42	15,487.90	60,425.52	1,500.00
Stillwater.....	717.18	17.25	699.93	-
Sweet Grass.....	1,225.45	-	1,225.45	-
Teton.....	3,478.47	360.22	2,918.25	200.00
Toole.....	3,734.11	366.34	3,367.77	-
Treasure.....	450.42	-	450.42	-
Valley.....	12,130.94	240.59	11,890.35	-
Wheatland.....	2,249.46	98.90	1,850.56	300.00
Wibaux.....	574.45	112.50	461.95	-
Yellowstone.....	21,599.77	4,503.59	16,846.18	250.00

* Includes physicians services (\$49,434.30), drugs and medical supplies (\$28,361.82), hospitalization (\$179,575.79), nursing home care (\$127,733.74), and other medical care (\$11,564.71).

^{1/} Includes \$7,980.00 contributed by Blackfeet Tribal Council.

^{2/} Includes \$556.50 contributed by Blackfeet Tribal Council.

TABLE XII. TRANSIENT RELIEF, BY COUNTY, JULY 1964, COMPARED WITH
LAST MONTH AND SAME MONTH A YEAR AGO

County	July 1964		June 1964		July 1963	
	Number of persons	Amount	Number of persons	Amount	Number of persons	Amount
TOTAL.....	659	\$4,983.46	571	\$4,064.23	533	\$4,278.19
Beaverhead.....	15	313.64	10	47.45	45	377.19
Big Horn.....	71	88.35	27	26.54	10	6.40
Blaine.....	-	-	-	-	5	1,248.06
Broadwater.....	17	50.62	8	7.75	2	11.00
Carbon.....	-	-	9	9.10	-	-
Carter.....	-	-	-	-	2	36.55
Cascade.....	34	2,666.00	19	2,199.32	52	465.34
Chouteau.....	13	29.10	5	7.50	-	-
Custer.....	11	26.45	15	13.50	11	12.02
Daniels.....	1	3.00	-	-	1	19.40
Dawson.....	6	15.13	10	71.42	3	7.28
Deer Lodge.....	3	3.00	6	9.70	-	-
Fallon.....	38	22.18	9	4.90	3	59.35
Fergus.....	11	26.25	15	158.75	6	12.99
Flathead.....	5	90.57	5	65.00	7	27.32
Gallatin.....	-	-	-	-	2	5.30
Garfield.....	3	4.50	1	5.95	-	-
Glacier.....	8	9.36	3	3.75	1	40.00
Golden Valley...	-	-	-	-	-	-
Granite.....	5	5.00	5	10.05	4	7.00
Hill.....	3	15.91	6	11.20	8	492.02
Jefferson.....	14	12.95	-	-	8	3.80
Judith Basin....	4	5.80	10	11.86	1	1.80
Lake.....	7	18.00	10	20.00	2	9.85
Lewis & Clark...	35	320.73	33	226.85	32	480.87
Liberty.....	-	-	2	3.00	-	-
Lincoln.....	37	255.00	40	176.80	24	81.40
Madison.....	-	-	4	3.99	1	10.00
McCone.....	-	-	-	-	-	-
Meagher.....	4	4.50	18	27.75	12	14.82
Mineral.....	4	10.94	6	213.42	6	19.88
Missoula.....	11	62.03	2	4.00	9	55.25
Musselshell.....	21	11.93	29	22.90	10	13.58
Park.....	88	139.95	36	85.92	65	51.58
Petroleum.....	-	-	-	-	-	-
Phillips.....	1	7.50	-	-	-	-
Pondera.....	10	34.33	5	70.75	4	11.10
Powder River....	-	-	8	20.99	4	4.23
Powell.....	10	31.88	9	20.97	8	24.83
Prairie.....	11	7.95	23	21.03	-	-
Ravalli.....	4	51.44	2	11.00	14	53.85
Richland.....	-	-	2	1.30	14	80.92
Roosevelt.....	8	43.50	5	11.60	4	8.30
Rosebud.....	38	34.70	30	31.65	24	14.17
Sanders.....	-	-	11	25.35	1	1.95
Sheridan.....	-	-	-	-	2	1.85
Silver Bow.....	6	174.20	54	125.10	24	73.00
Stillwater.....	5	5.25	10	12.31	9	17.89
Sweet Grass.....	27	20.06	-	-	41	23.41
Teton.....	1	7.00	6	32.57	4	52.86
Toole.....	8	94.07	15	34.48	17	25.74
Treasure.....	-	-	-	-	-	-
Valley.....	9	47.02	11	47.79	2	117.00
Wheatland.....	19	20.95	11	11.47	2	4.10
Wibaux.....	2	3.00	-	-	-	-
Yellowstone.....	31	189.72	26	137.50	27	192.94

TABLE XIII. CHILD WELFARE SERVICES, CASE TURNOVER, BY COUNTY, JULY 1964

County	Children carried forward from June	Children added during July 1/	Total Children	Children removed during July 2/	Children carried forward to August
TOTAL.....	1,212	176	1 388	249	1,139
Beaverhead.....	5	-	5	-	5
Big Horn.....	4	-	4	1	3
Blaine.....	18	1	19	10	9
Broadwater.....	3	1	4	2	2
Carbon.....	14	-	14	-	14
Carter.....	1	1	2	1	1
Cascade.....	150	9	159	26	133
Chouteau.....	10	-	10	-	10
Custer.....	38	5	43	8	35
Daniels.....	-	-	-	-	-
Dawson.....	8	4	12	4	8
Deer Lodge.....	34	13	47	9	38
Fallon.....	2	-	2	-	2
Fergus.....	18	7	25	-	25
Flathead.....	45	2	47	6	41
Gallatin.....	28	1	29	-	29
Garfield.....	-	-	-	-	-
Glacier.....	19	-	19	5	14
Golden Valley.....	-	-	-	-	-
Granite.....	4	-	4	-	4
Hill.....	9	3	12	2	10
Jefferson.....	10	-	10	1	9
Judith Basin.....	-	-	-	-	-
Lake.....	19	-	19	-	19
Lewis & Clark.....	77	18	95	13	82
Liberty.....	-	-	-	-	-
Lincoln.....	6	-	6	-	6
Madison.....	11	-	11	9	2
McCone.....	8	-	8	-	8
Meagher.....	2	4	6	-	6
Mineral.....	8	6	14	-	14
Missoula.....	33	27	60	28	32
Musselshell.....	49	1	50	3	47
Park.....	34	3	37	5	32
Petroleum.....	1	-	1	-	1
Phillips.....	14	-	14	-	14
Pondera.....	2	-	2	-	2
Powder River.....	-	2	2	-	2
Powell.....	10	7	17	1	16
Prairie.....	5	2	7	-	7
Ravalli.....	22	6	28	3	25
Richland.....	3	2	5	1	4
Roosevelt.....	10	-	10	7	3
Rosebud.....	8	-	8	3	5
Sanders.....	3	4	7	1	6
Sheridan.....	1	-	1	1	-
Silver Bow.....	144	18	162	23	139
Stillwater.....	6	-	6	1	5
Sweet Grass.....	5	-	5	2	3
Teton.....	11	-	11	-	11
Toole.....	10	-	10	2	8
Treasure.....	-	-	-	-	-
Valley.....	37	5	42	5	37
Wheatland.....	3	-	3	-	3
Wibaux.....	-	2	2	2	-
Yellowstone.....	171	21	192	59	133
Consultants.....	79	1	80	5	74

1/ Includes 166 new and reopened cases, and 10 cases transferred to counties.

2/ Includes 239 terminations and 10 cases transferred from counties.

TABLE XIV. WHEREABOUTS OF CHILDREN RECEIVING CHILD WELFARE SERVICES,
BY COUNTY OF SERVICE, JULY 1964

County	Total children	In home of parents	In home of relatives	In foster home	In trial adoptive home	In child-caring institution	Elsewhere
TOTAL.....	1,139	490	64	330	147	61	47
Beaverhead.....	5	3	-	1	-	-	1
Big Horn.....	3	-	-	-	3	-	-
Blaine.....	9	6	-	3	-	-	-
Broadwater.....	2	2	-	-	-	-	-
Carbon.....	14	6	-	8	-	-	-
Carter.....	1	1	-	-	-	-	-
Cascade.....	133	43	9	49	8	17	7
Chouteau.....	10	7	3	-	-	-	-
Custer.....	35	20	1	11	-	2	1
Daniels.....	-	-	-	-	-	-	-
Dawson.....	8	5	-	-	-	-	3
Deer Lodge.....	38	35	-	2	1	-	-
Fallon.....	2	2	-	-	-	-	-
Fergus.....	25	6	-	16	1	1	1
Flathead.....	41	11	4	21	4	-	1
Gallatin.....	29	11	1	11	3	3	-
Garfield.....	-	-	-	-	-	-	-
Glacier.....	14	6	-	7	-	1	-
Golden Valley.....	-	-	-	-	-	-	-
Granite.....	4	4	-	-	-	-	-
Hill.....	10	-	-	6	-	1	3
Jefferson.....	9	4	-	4	1	-	-
Judith Basin.....	-	-	-	-	-	-	-
Lake.....	19	1	3	15	-	-	-
Lewis & Clark.....	82	40	1	13	8	14	6
Liberty.....	-	-	-	-	-	-	-
Lincoln.....	6	4	1	1	-	-	-
Madison.....	2	-	-	2	-	-	-
McCone.....	8	8	-	-	-	-	-
Meagher.....	6	1	-	-	1	-	4
Mineral.....	14	11	-	3	-	-	-
Missoula.....	32	11	6	13	-	-	2
Musselshell.....	47	34	2	8	1	1	1
Park.....	32	23	-	6	3	-	-
Petroleum.....	1	-	-	1	-	-	-
Phillips.....	14	6	-	8	-	-	-
Pondera.....	2	-	1	-	1	-	-
Powder River.....	2	2	-	-	-	-	-
Powell.....	16	15	-	-	1	-	-
Prairie.....	7	1	-	5	-	-	1
Ravalli.....	25	9	2	12	2	-	-
Richland.....	4	3	1	-	-	-	-
Roosevelt.....	3	1	-	2	-	-	-
Rosebud.....	5	-	-	5	-	-	-
Sanders.....	6	4	1	1	-	-	-
Sheridan.....	-	-	-	-	-	-	-
Silver Bow.....	139	54	14	41	8	12	10
Stillwater.....	5	1	-	-	4	-	-
Sweet Grass.....	3	-	1	2	-	-	-
Teton.....	11	1	6	4	-	-	-
Toole.....	8	8	-	-	-	-	-
Treasure.....	-	-	-	-	-	-	-
Valley.....	37	17	5	10	5	-	-
Wheatland.....	3	-	-	1	-	2	-
Wibaux.....	-	-	-	-	-	-	-
Yellowstone.....	133	63	2	34	21	7	6
Consultants.....	75	-	-	4	71	-	-

TABLE XV. OLD AGE ASSISTANCE: AVERAGE PAYMENTS TO RECIPIENTS BY STATE, MAY 1964

UNITED STATES.....\$61.39		States Ranked by Amount of Average Payment		
		Amount	Rank	State
Alabama.....	58.42			
Alaska.....	69.40			
Arizona.....	58.72			
Arkansas.....	52.51			
California.....	93.96			
Colorado.....	82.01			
Connecticut.....	61.15			
Delaware.....	51.97			
District of Columbia.....	62.71			
Florida.....	49.32			
Georgia.....	47.70			
Guam.....	26.54			
Hawaii.....	55.39			
Idaho.....	61.54			
Illinois.....	43.78			
Indiana.....	44.53			
Iowa.....	56.29			
Kansas.....	70.03			
Kentucky.....	50.79			
Louisiana.....	68.20			
Maine.....	53.08			
Maryland.....	62.58			
Massachusetts.....	70.39			
Michigan.....	70.09			
Minnesota.....	42.21			
Mississippi.....	37.22			
Missouri.....	58.64	\$58.42		
MONTANA.....	71.55			
Nebraska.....	42.34			
Nevada.....	66.66	\$58.07		
New Hampshire.....	79.10			
New Jersey.....	60.93			
New Mexico.....	58.07			
New York.....	69.95			
North Carolina.....	50.49			
North Dakota.....	61.23			
Ohio.....	55.64			
Oklahoma.....	77.78			
Oregon.....	56.48			
Pennsylvania.....	62.40			
Puerto Rico.....	8.50			
Rhode Island.....	69.50			
South Carolina.....	40.46			
South Dakota.....	69.13			
Tennessee.....	42.23			
Texas.....	57.94			
Utah.....	57.05			
Vermont.....	48.21			
Virginia.....	44.77			
Virgin Islands.....	31.37			
Washington.....	61.55			
West Virginia.....	38.28			
Wisconsin.....	32.01			
Wyoming.....	68.74			
		HIGHEST...\$93.96	1.	California
			2.	Colorado
			3.	New Hampshire
			4.	Oklahoma
			5.	MONTANA
			6.	Massachusetts
			7.	Michigan
			8.	Kansas
			9.	New York
			10.	Rhode Island
			11.	Alaska
			12.	South Dakota
			13.	Wyoming
			14.	Louisiana
			15.	Nevada
			16.	Ohio
			17.	District of Columbia
			18.	Maryland
			19.	Pennsylvania
			20.	Washington
			21.	Idaho
			22.	North Dakota
			23.	Connecticut
			24.	New Jersey
			25.	Arizona
			26.	Missouri
			27.	Alabama
			28.	New Mexico
			29.	Texas
			30.	Utah
			31.	Oregon
			32.	Iowa
			33.	Hawaii
			34.	Maine
			35.	Arkansas
			36.	Delaware
			37.	Kentucky
			38.	North Carolina
			39.	Florida
			40.	Vermont
			41.	Georgia
			42.	Virginia
			43.	Indiana
			44.	Illinois
			45.	Nebraska
			46.	Tennessee
			47.	Minnesota
			48.	South Carolina
			49.	West Virginia
			50.	Mississippi
			51.	Wisconsin
			52.	Virgin Islands
			53.	Guam
		LOWEST....\$ 8.50	54.	Puerto Rico

Note: Averages do not include vendor payments for medical care.
 Source. Department of Health, Education, and Welfare

Property of
PARMLY BILLINGS LIBRARY
BILLINGS, MONTANA

PARMLY
BILLINGS
LIBRARY
MONTANA
MEMORIAL
LIBRARY

*COURTESY
Special Delivery System*

HELENA
AUG 25 1954
MONT
PB 323428
U.S. POSTAGE
09